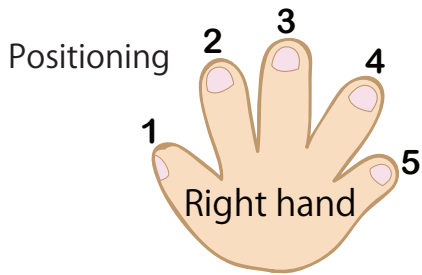


The basic chords M7•m7•7•m7-5 are enough for beginners to be able to play.

Basic form

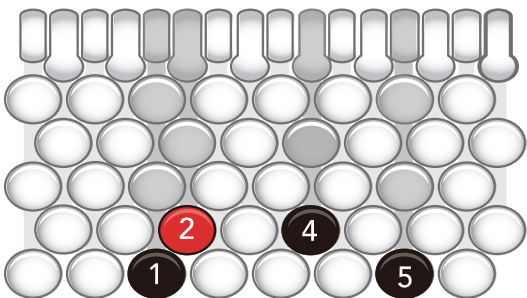
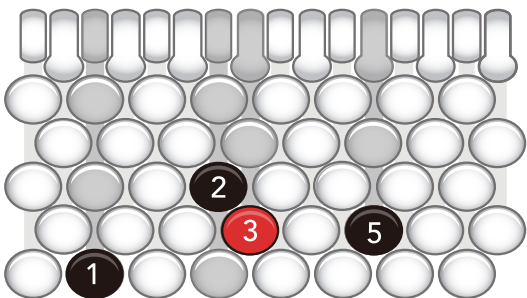
The 'Basic form' section contains four identical diagrams. Each diagram is a 5x5 grid of circles. The top row of circles is partially obscured by a row of 10 vertical bars. In each diagram, the following circles are highlighted: a red circle with the number '1' at row 4, column 1; a black circle with the number '2' at row 3, column 3; a black circle with the number '3' at row 2, column 4; a black circle with the number '4' at row 3, column 4; and a black circle with the number '5' at row 4, column 5. The number '3' is also shown in a grey circle at row 2, column 4, which is the same position as the black circle with the number '3'.

The image displays four sequential diagrams of a grid-based sorting process. Each diagram consists of a 4x10 grid of circles. The top row of each grid contains 10 vertical bars, alternating between white and gray. The circles in the grid are either white or gray, representing data elements. Numbers 1 through 5 are placed within the circles to indicate the current step in the sorting process. In each diagram, the number 5 is highlighted in red, while the others are black. The sequence shows the movement of the element '5' from its initial position in the first diagram, through the second and third diagrams, to its final sorted position in the fourth diagram.

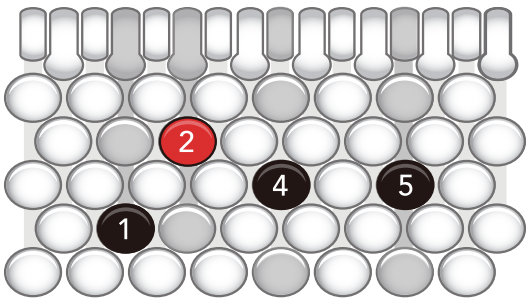
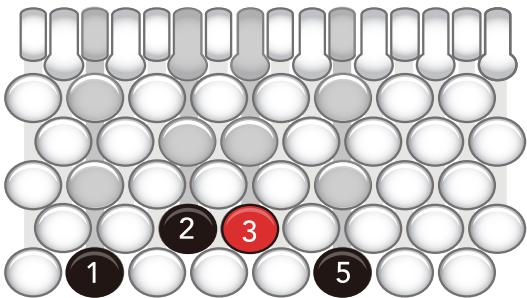


2nd rotation form

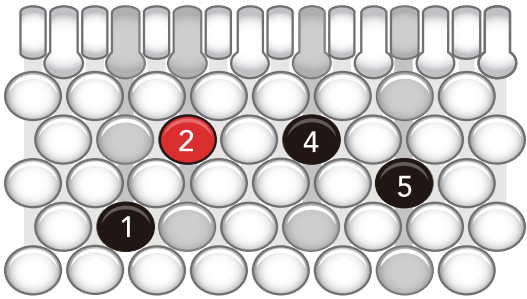
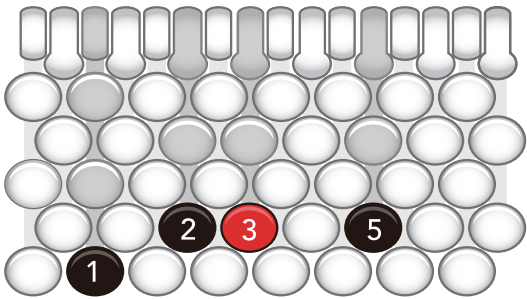
3rd rotation form



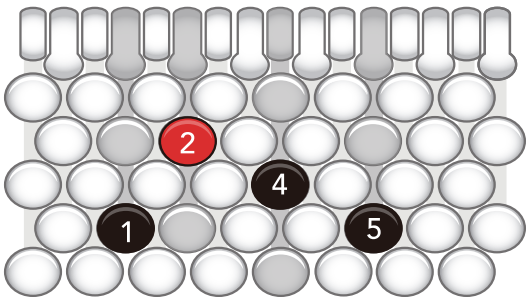
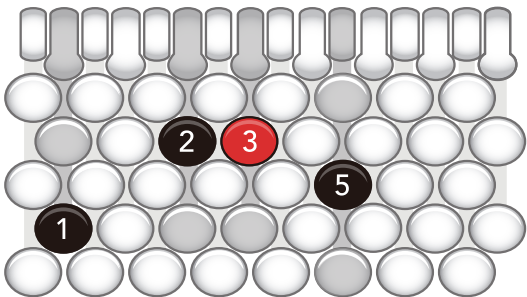
Major Seven
M7



Minor Seven
m7



Seven
7



Minor Seven
Flat Five
m7-5